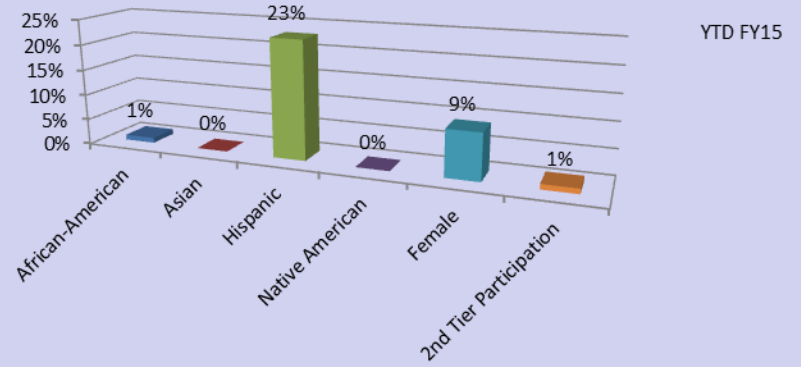
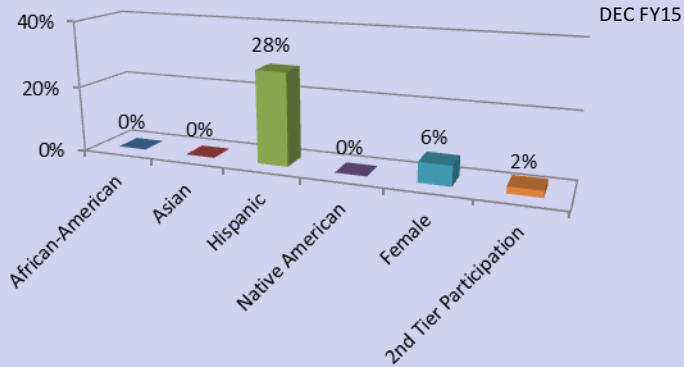


	Dec FY15	YTD FY15
Total Expense	\$111,007,353	\$335,992,211
Exclusions*	\$100,700,016	\$305,454,164
Total Available for MWBE	\$10,307,337	\$30,538,047
MWBE1st Tier Spend	\$3,530,652	\$10,356,620
2 nd Tier Spend	\$174,026	\$407,705
Total MWBE Spend	\$3,704,678	\$10,764,325
MWBE Percentage	36%	35%



Parkland

MWBE Percentage by Ethnicity and Gender vs Goal

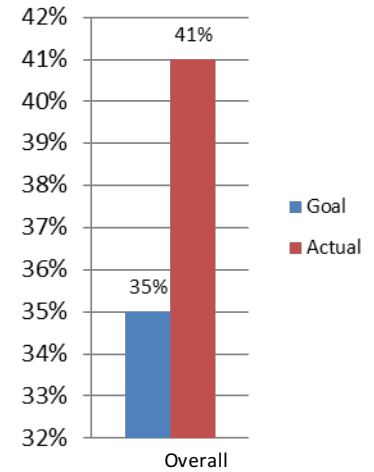
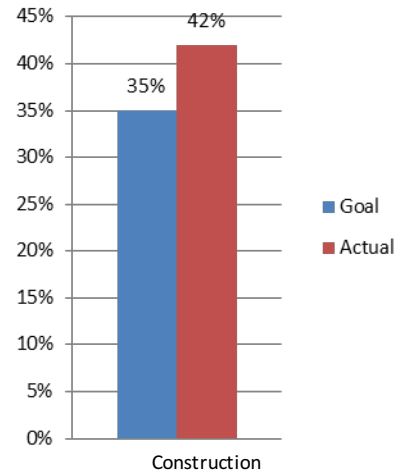
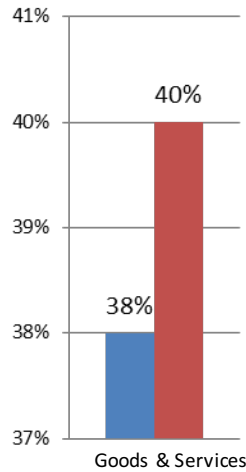
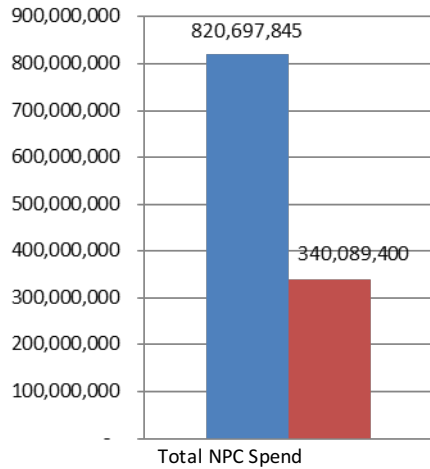


Ethnicity/Gender	DEC FY15	%	YTD FY15	%
African-American	\$45,889	<1%	\$188,953	1%
Asian-American	\$8,246	<1%	\$107,762	<1%
Hispanic	\$2,879,835	28%	\$7,156,245	23%
Native-American	\$233	<1%	\$8,468	<1%
White, Female	\$596,449	6%	\$2,895,192	9%
2 nd Tier	\$174,026	2%	\$407,705	1%
Total	\$3,704,678	36%	\$10,764,325	35%



Parkland

New Parkland Campus Project Life of project thru FY14



Category	Current Contract Amt	MWBE Commitment	Paid Life-to-Date	MWBE Paid Life-to-Date	Goal Percentage	Actual Percentage
Goods & Services	\$113,164,434	\$43,519,513	\$99,650,758	\$39,532,789	38%	40%
Construction	\$903,964,630	\$320,247,645	\$721,047,087	\$300,556,611	35%	42%
Total NPC	\$1,017,129,064	\$363,767,158	\$820,697,845	\$340,089,400	35%	41%

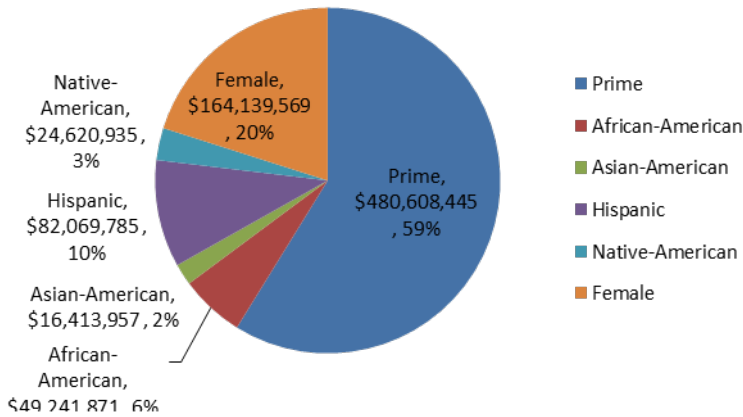
Major Project Partners, this list is not all inclusive –

Goods & Services: **American Art Resources**, **Blue Cottage**, Burns & McDonnell, CCRD, CH2MHill, FKP, **GBA**, HDR+Corgan, HOK, Marsh, McCaslin, Merrill Lynch, Mitchell, Primera TEECOM/Wai-Wize, Terracon, **Moody Nolan**, **VAI**

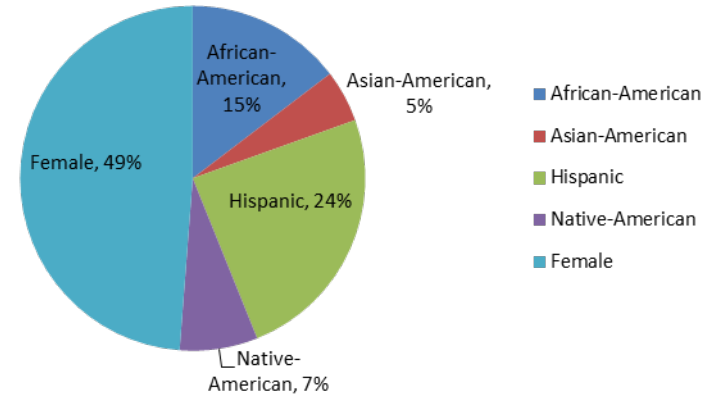
Construction: BARA, **Byrne**, JE Dunn, Lloyd D. Nabors, Whiting-Turner OmniPlan, **Azteca-Russell**, Rogers O'Brien/JE Dunn
Vendors in **bold** are 100% MWBEs



Overall NPC Spend



Total MWBE Spend



Ethnicity/Gender	# of Subs	Project thru FY14 Spend	Percentage of MWBE Spend
African-American	39	\$49,241,871	6%
Asian-American	11	\$16,413,957	2%
Hispanic	52	\$82,069,785	10%
Native-American	15	\$24,620,935	3%
Female	101	\$164,139,569	20%
Total	218	\$336,486,116*	41%

*Difference between totals is a rounding error.



Supplier Diversity Goals & Objectives

- The on-going goal of maximizing the participation of MWBEs in ALL phases of Parkland’s supply chain and contracting activities
- Parkland’s MWBE goals are 30% for construction and 25% for Goods & Services
- Focus on community outreach, MWBE reporting, contract compliance and monitoring, business development workshops, selection committee evaluations, in-reach and cultivating strategic partnerships with advocacy agencies and Medical District Members

Outreach Activities

“Let’s Talk Business”
 Doing Business with Parkland (Various Chambers)
 JPS Leveraging Your Potential
 UTSW Vendor Workshop
 GDACC – ACE Workshop
 ShoWorks Alliance Texas
 TAAACC Annual Conference
 Irving Chamber of Commerce
 VHA Education Series
 DFW MSDC Board Installation
 DFW MSDC Buyer’s Luncheons
 RHCA Inauguration Reception
 Disparity Study
 DFW MSDC/RHCA Hard Hat
 100+ individual vendor meetings

Board/Committee Participation

Novation Supplier Diversity Advisory Group – Chair
 DISD Advisory Committee
 DFW Hospital Council
 DFW MSDC Supplier Diversity Professionals
 UT Dallas Community Diversity Advisory Council
 Public Business Diversity Alliance of North Texas

Training

American Contract Compliance Training Institute
 HSDA Symposium
 NMSDC Annual Conference

Nominations, Recognitions, Awards

DFW MSDC BTTBU – Best Practice Award
 DFW MSDC E Awards
 RHCA Pillar Awards
 RHCA LUNA Awards
 Dallas Black Chamber of Commerce
 Greater Dallas Hispanic Chamber of Commerce
 Greater Dallas Asian Chamber of Commerce

Highlights

DME Contract Award, \$12M
 NPC Connector Bridge Project, 100% MWBE, \$26M
 Logistics Building Finish Out, 100% MWBE, \$34M
 Implementation of MWBE Participation Forms
 Disparity Study
 Launch of monthly “Let’s Talk Business” series
 Highest Supply Chain Customer Survey Score

Q&A